

# clinell®

## SPILL WIPES




**Clinell Spill Wipes**  
(Single Unit - CSW1AUS)

### Training and Online Resources

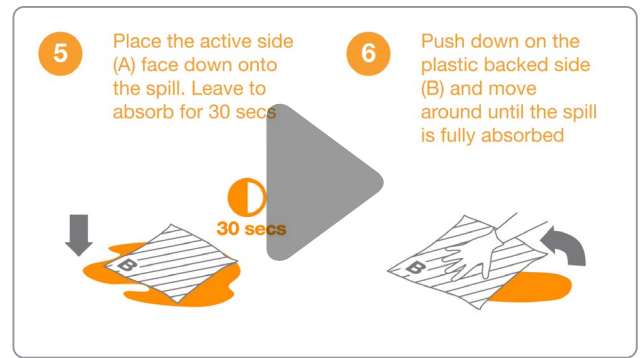
Please click on any of the thumbnails below to download or watch the provided content



Information Poster



Brochure



How to use Clinell Spill Wipes

1:51min

### INSTRUCTIONS FOR USE:



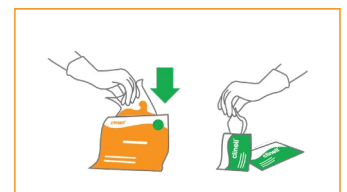
Wear recommended PPE.  
Tear open the pack.  
Remove the wipes.



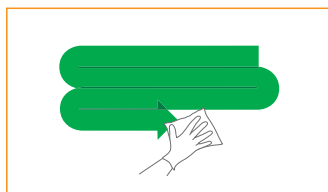
Place the active side (A) face down onto the spill. Leave to absorb for 30 sec.



Push down on plastic backed side (B) and wipe until spill is fully absorbed.



Put the soiled wipe into the pack. Remove a disinfectant wipe from the sachet.



Clean the spill area in an 'S' shaped motion, from clean to dirty.



Put soiled wipes and empty sachet back into the pack.



If required, use remaining wipe and reseal pack.



Dispose of pack with care according to local protocols.

GHA210321