

# CLEANING A BEDSIDE CABINET/LOCKER

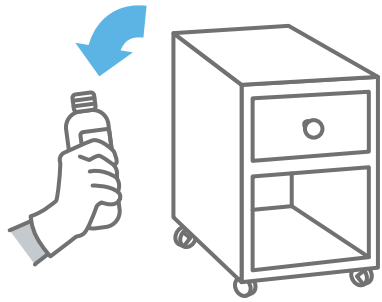
Patients soiled clothing, personal items and washing equipment are stored here and patients frequently access them. Pay particular attention to handles and also ensure that the shelves and the inside of drawers - especially the corners, are cleaned thoroughly.

**1/6**



Perform hand hygiene. Wear appropriate PPE.

**2/6**



Remove items from the surface.

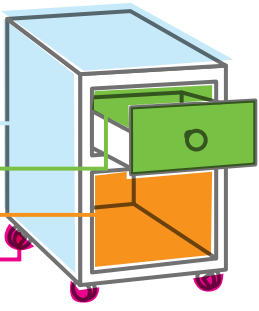
**3/6**



Remove one wipe from Universal pack. Wipe from top to bottom, clean to dirty in a 'S' motion.

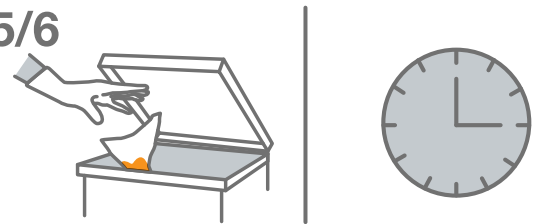
**4/6**

1. TOP SURFACE AND SIDES
2. INSIDE AND OUT
3. UNDERSIDE
4. WHEELS



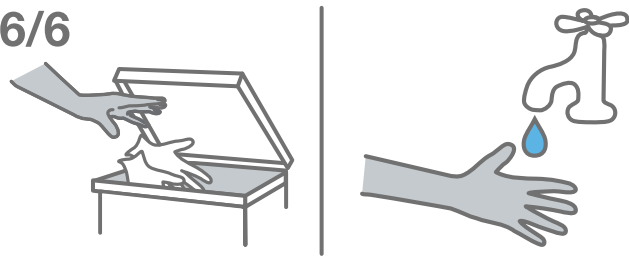
Clean in the above order.

**5/6**



Change wipe if it is dry or soiled and discard. Allow surfaces cleaned with Universal wipes to air dry.

**6/6**



Remove all PPE and discard as per local policy. Perform hand hygiene.

© 2020 GAMA Healthcare. All rights reserved. No extract may be reproduced, stored or transmitted in any form or by any means without prior written permission.

Please ensure that you follow the manufacturer's guidelines.

JBN200213