

SPILL WIPES

Clinell Spill Wipes are specifically developed to deal with bodily fluid spills quickly and efficiently.

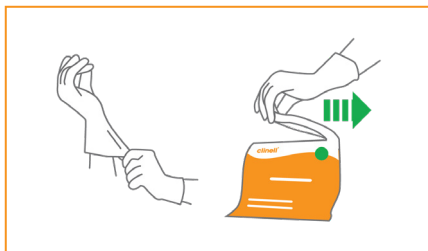
Soaks up spills safely, in seconds. For use on blood spills, bodily fluid spills and urine.

For more information, please contact the Infection Prevention and Control Team.



Clinell Spill Wipes
(Single Unit - CSW1AUS)

INSTRUCTIONS FOR USE:



Wear recommended PPE.
Tear open the pack.



Remove the wipes.



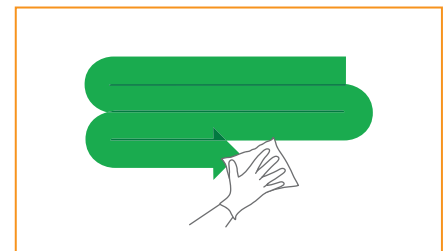
Place the active side (A) face down onto the spill. Leave to absorb for 30 sec.



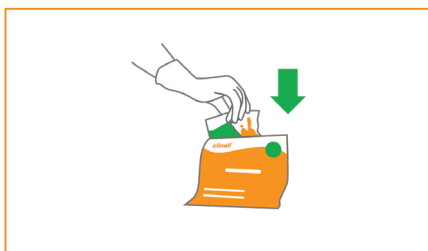
Push down on plastic backed side (B) and wipe until spill is fully absorbed.



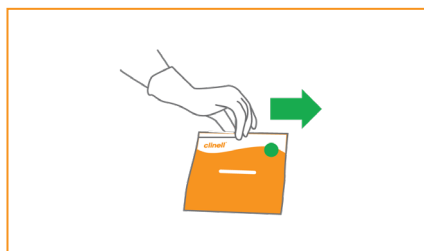
Put the soiled wipe into the pack. Remove a disinfectant wipe from the sachet.



Clean the spill area in an 'S' shaped motion, from clean to dirty.



Put soiled wipes and empty sachet back into the pack.



If required, use remaining wipe and reseal pack.



Dispose of pack with care according to local protocols.

DISPOSE OF IN CLINICAL WASTE! DO NOT FLUSH OR MACERATE!

GHA190027

clinell[®]

+61 (0)3 9769 6600 | info@gamahealthcare.com.au

Full product information at:
www.clinell.com.au