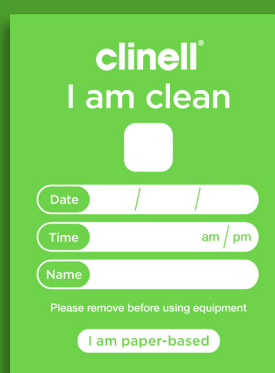


Indicator Range

Clear, highly-visible indicators that show whether or not a room, surface or piece of equipment is clean.

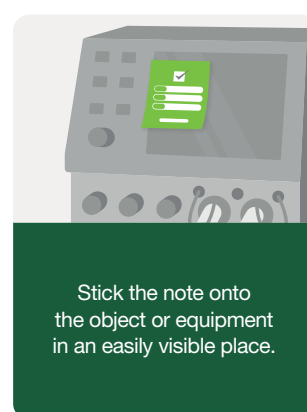
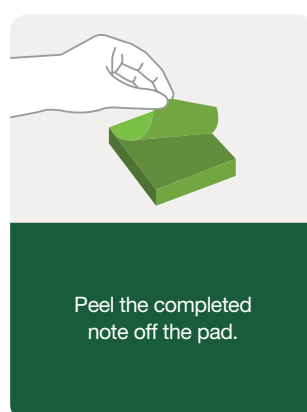
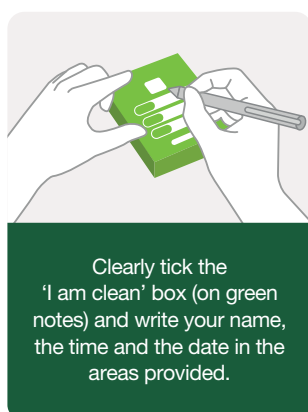
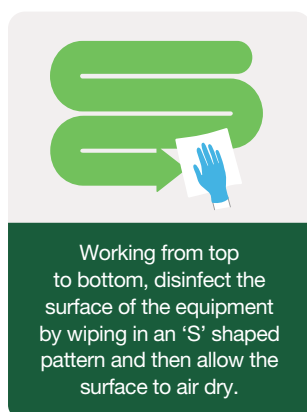


Clinell Clean Indicator Notes

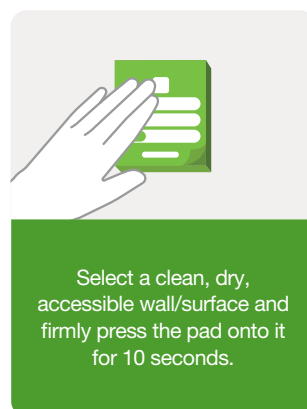
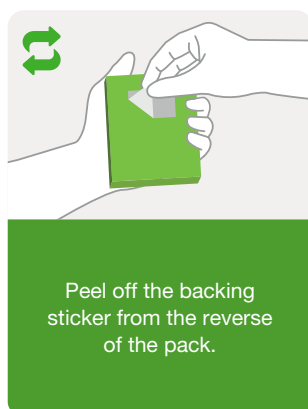
Indicator Notes to fill out and stick onto equipment to show that it has been decontaminated.

'I am clean'

After local decontamination has taken place, signed and dated Clinell Clean Indicator Notes provide a visible assurance that an item is ready for reuse with another patient.



To attach pad to surfaces or equipment at point of use



Supplied in quantities of 1000 notes, each pack contains four pads of 250 notes. Includes a no-residue adhesive back for attaching to equipment.

Clinell Clean Indicator Tape

Indicator Tape (self-adhesive) to fill out and wrap around equipment to show that it has been decontaminated.

Increased compliance



Clinell Clean Indicators were developed for labelling after cleaning, recommended by the Saving Lives Guidelines*.

New design



This single use tape cannot be used twice so there is no risk of transference.

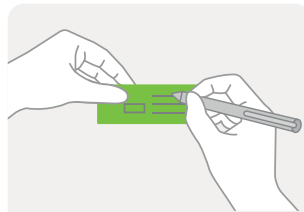
No damage to surfaces



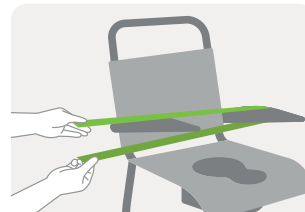
The tape will only adhere to itself (back-to-back) and no other surface.



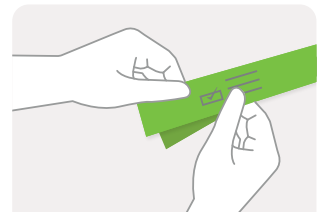
Select a suitable length of tape from the dispenser and tear through the roll so that you have a strip of indicators.



Clearly tick the 'I am clean' box (on green tape) and write your name, the time and the date in the areas provided.



Wrap the tape around the cleaned piece of equipment that has been cleaned.



Join the ends together by firmly pressing the two sides of the tape back to back.

How to refill the dispenser



Never have problems with sticky residue again

Self-adhesive tape only sticks to itself and leaves no residue behind.

Clinell Clean Indicator Range

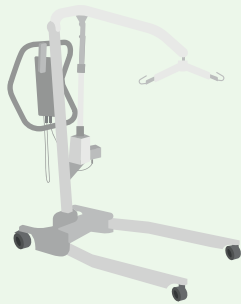
Helping you conform to NHS Saving Lives Initiative 'High Impact Interventions No.8'*

The Clinell Clean Indicator Range is ideal for use on reusable and mobile patient contact equipment:

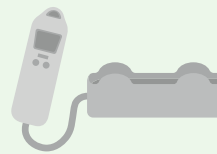
(This list is not exhaustive)



Commodes



Hoists



Thermometers



Porta nebuliser machines



I.V. drip counters/stands



Ultrasound equipment



Blood glucose monitors



Emergency trolleys

Clinell Clean Indicator Range



Pulse oximeter equipment



Couches/trolleys



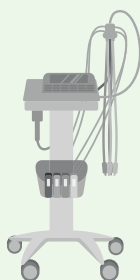
Procedure trolley/tray



Enteral feeding pumps



Syringe drivers



ECG machines



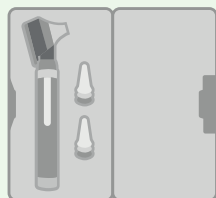
Weighing scales




Bedpan moulds



Electric fans






Auroscopes



Specialist equipment (Physio / OT / ICU / NNU etc.)

Ordering information

	Product	Unit of issue	Product code	NHSSC code
	Indicator Notes	4 x 250 notes	CCIN1000GS	VJT85001
	Indicator Tape	Single unit	CCIT100	FSE119
	Indicator Tape Dispenser	Single unit	CCIT100D	-

*Department of Health (2009) High Impact Intervention No. 8 – Care bundle to improve the cleaning and decontamination of clinical equipment in Saving Lives: reducing infection, delivering clean safe care, London: Department of Health.